

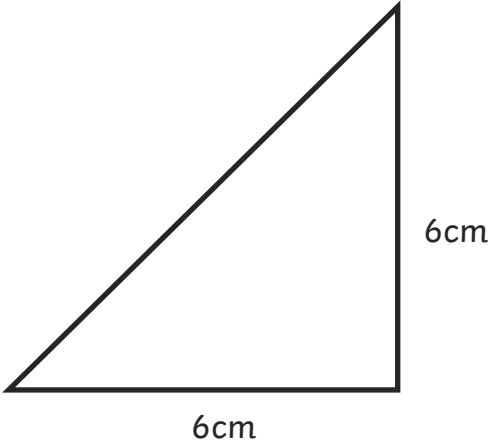
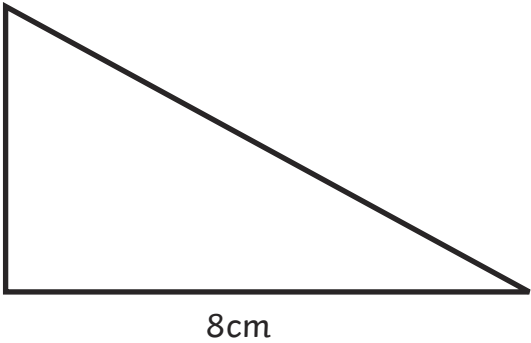
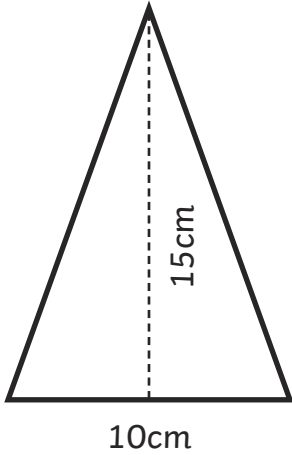
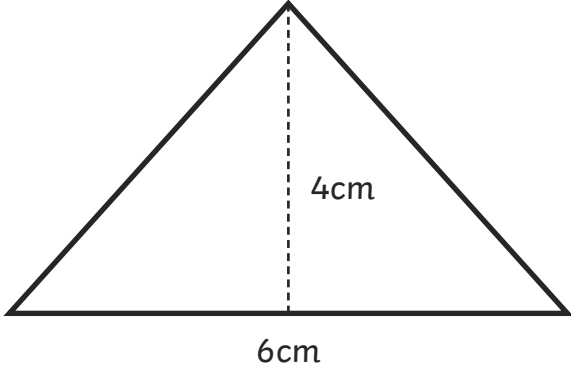


Area of Triangles and Parallelograms

I can calculate the area of triangles and parallelograms.



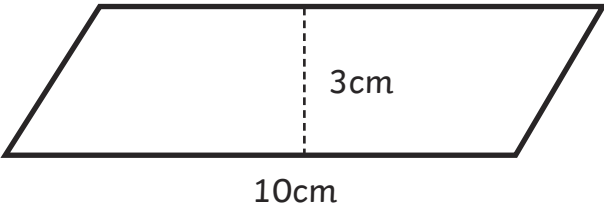
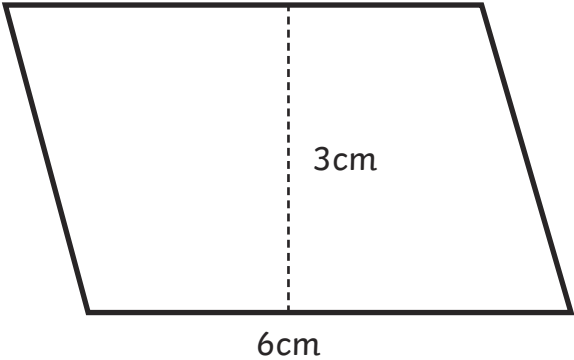
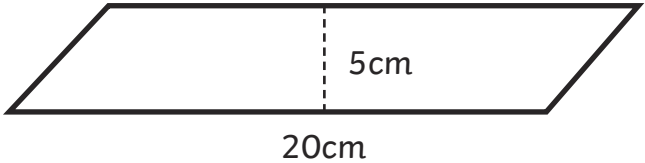
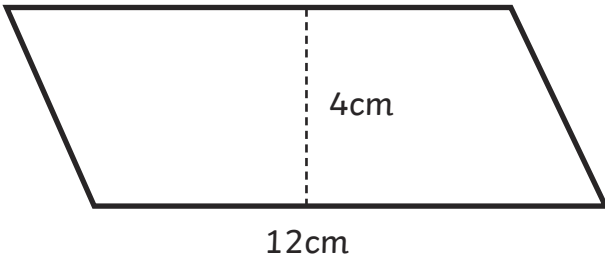
1. Calculate the area of these triangles and place the shape letter in the correct column.

<p>Shape A</p> 	<p>Shape B</p> 
<p>Shape C</p> 	<p>Shape D</p> 

Area below 15cm^2	Area 15cm^2 – 20cm^2	Area over 20cm^2



2. Calculate the area of these parallelograms and place the shape letter in the correct column.

<p>Shape A</p> 	<p>Shape B</p> 
<p>Shape C</p> 	<p>Shape D</p> 

Area below 20cm^2	Area $20\text{cm}^2 - 40\text{cm}^2$	Area over 40cm^2

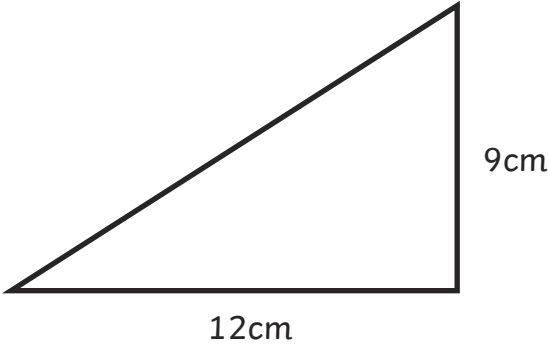
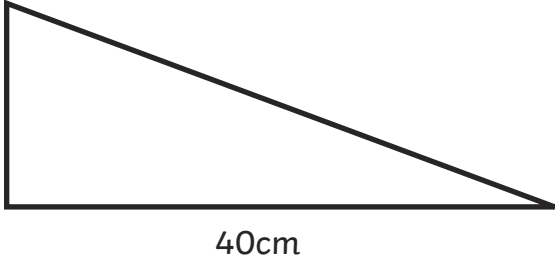
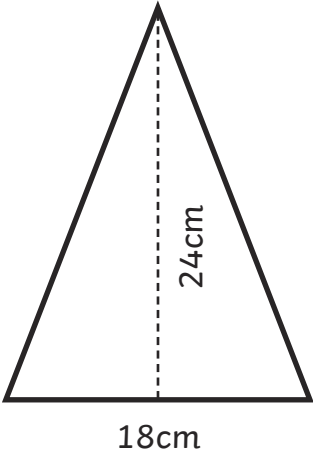
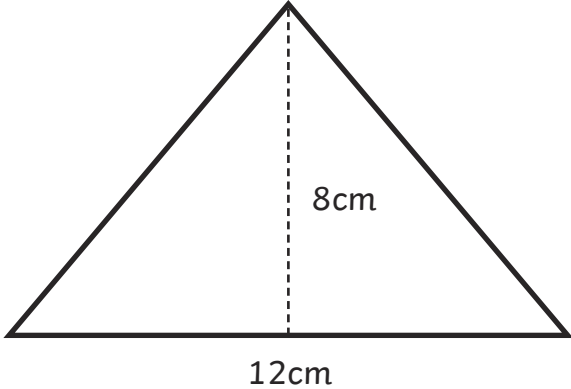


Area of Triangles and Parallelograms

I can calculate the area of triangles and parallelograms.



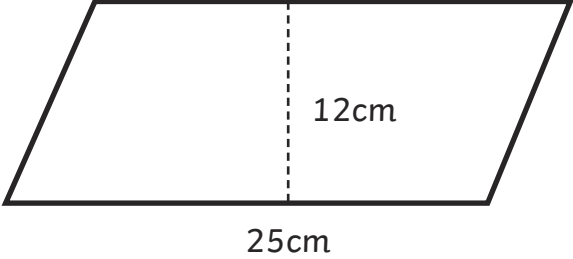
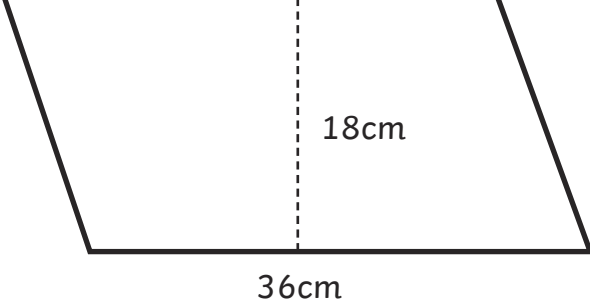
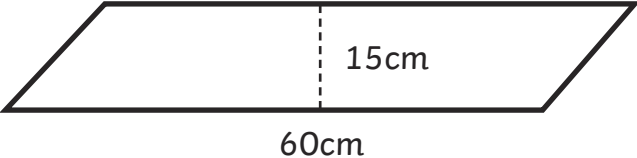
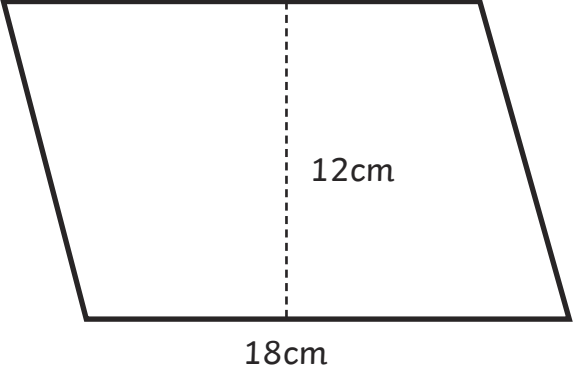
1. Calculate the area of these triangles and place the shape letter in the correct column.

<p>Shape A</p> 	<p>Shape B</p> 
<p>Shape C</p> 	<p>Shape D</p> 

Area below 50cm^2	Area 50cm^2 – 200cm^2	Area over 200cm^2



2. Calculate the area of these parallelograms and place the shape letter in the correct column.

<p>Shape A</p> 	<p>Shape B</p> 
<p>Shape C</p> 	<p>Shape D</p> 

Area below 200cm ²	Area 200cm ² -300cm ²	Area over 300cm ²

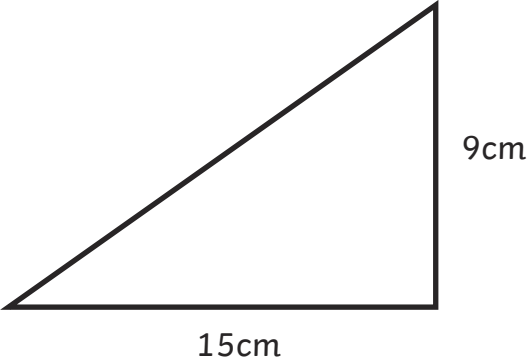
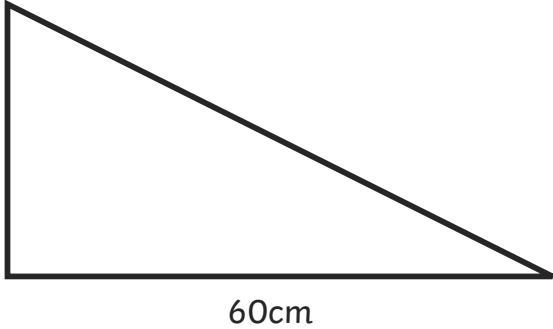
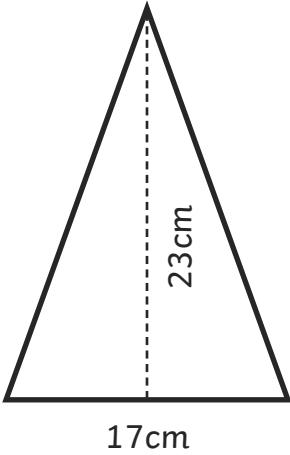
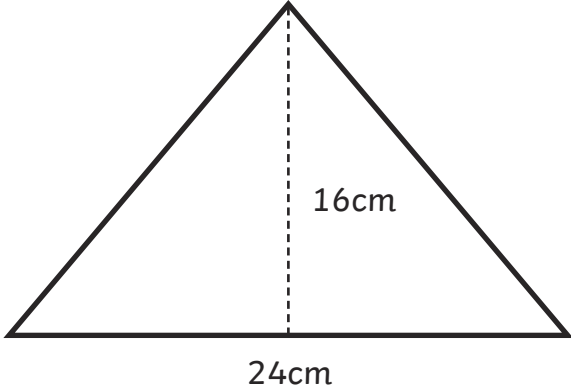


Area of Triangles and Parallelograms

I can calculate the area of triangles and parallelograms.



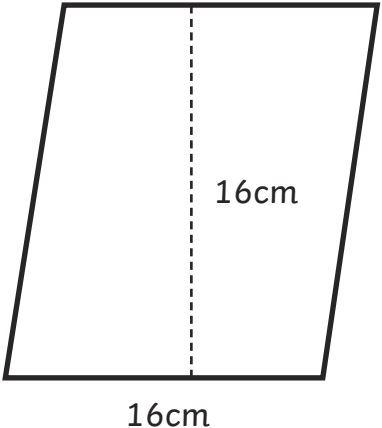
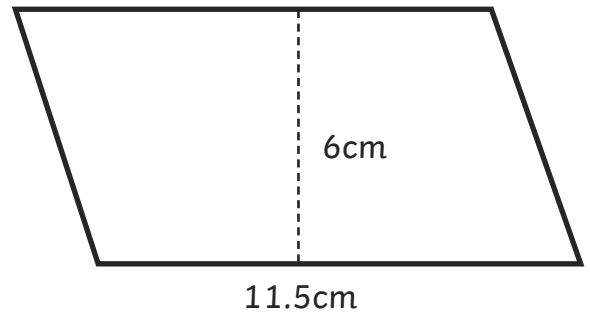
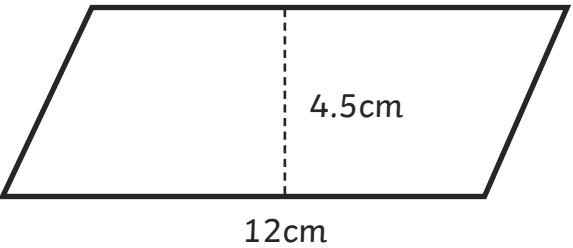
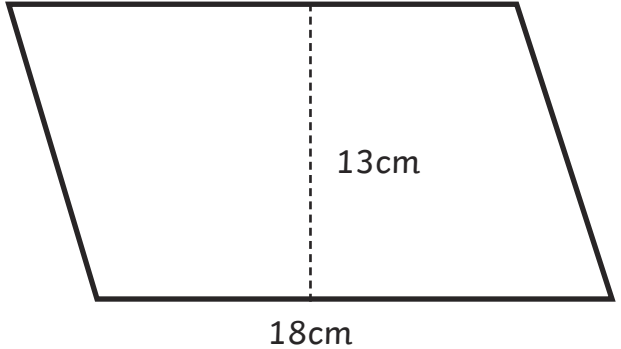
1. Calculate the area of these triangles and place the shape letter in the correct column.

<p>Shape A</p>  <p>15cm</p> <p>9cm</p>	<p>Shape B</p>  <p>25cm</p> <p>60cm</p>
<p>Shape C</p>  <p>17cm</p> <p>23cm</p>	<p>Shape D</p>  <p>24cm</p> <p>16cm</p>

Area below 100cm^2	Area 100cm^2 – 200cm^2	Area over 200cm^2



2. Calculate the area of these parallelograms and place the shape letter in the correct column.

<p>Shape A</p> 	<p>Shape B</p> 
<p>Shape C</p> 	<p>Shape D</p> 

Area below 60cm ²	Area 60cm ² -200cm ²	Area over 200cm ²



Area of Triangles and Parallelograms **Answers**

1. Calculate the area of these triangles and place the shape letter in the correct column.

Area below 15cm^2	Area 15cm^2–20cm^2	Area over 20cm^2
<i>Shape D</i>	<i>Shape A</i> <i>Shape B</i>	<i>Shape C</i>

2. Calculate the area of these parallelograms and place the shape letter in the correct column.

Area below 20cm^2	Area 20cm^2–40cm^2	Area over 40cm^2
<i>Shape B</i>	<i>Shape A</i>	<i>Shape C</i> <i>Shape D</i>



Area of Triangles and Parallelograms **Answers**

1. Calculate the area of these triangles and place the shape letter in the correct column.

Area below 50cm^2	Area 50cm^2–200cm^2	Area over 200cm^2
<i>Shape D</i>	<i>Shape A</i>	<i>Shape B</i> <i>Shape C</i>

2. Calculate the area of these parallelograms and place the shape letter in the correct column.

Area below 200cm^2	Area 200cm^2–300cm^2	Area over 300cm^2
	<i>Shape A</i> <i>Shape D</i>	<i>Shape B</i> <i>Shape C</i>



Area of Triangles and Parallelograms **Answers**

1. Calculate the area of these triangles and place the shape letter in the correct column.

Area below 100cm^2	Area 100cm^2 – 200cm^2	Area over 200cm^2
<i>Shape A</i>	<i>Shape C</i> <i>Shape D</i>	<i>Shape B</i>

2. Calculate the area of these parallelograms and place the shape letter in the correct column.

Area below 60cm^2	Area 60cm^2 – 200cm^2	Area over 200cm^2
<i>Shape C</i>	<i>Shape B</i>	<i>Shape A</i> <i>Shape D</i>